

CONSIDERING GRADUATE SCHOOL IN BUSINESS



Bryant University

Amica Center for Career Education

MBA vs. MS – which is right for you?

MBA

1. Suited for students who want greatest career flexibility that may lead to advancement.
2. Multi-subject degree that covers topics from Finance to Marketing.
3. Prestigious MBA can leverage opportunities.
4. May be more competitive, requiring minimum GMAT score & professional experience.

MS

1. Best option for students who are very clear about their career path and want highly specialized knowledge in a specific area.
2. Highly specialized degree dives deeply into one topic, often preparing students for professional certification such as CPA.
3. Degree is a means to the certification. Less concern with prestige and more with meeting specific requirements.
4. Often shorter programs, completed in 8-12 months.

Before you decide, ask yourself these questions:

- What are my short and long-term goals? Where do I see myself in 5 or 10 years?
- Am I motivated to go to graduate school right now and can I “get into” the school/program I want?
- Do I have time to research and apply right now or would I be better off waiting?
- Is it necessary to get a degree immediately after I graduate, or is it better to work first?
- Do I need a graduate degree or is there a professional certificate program that might be a better option: such as Six Sigma, Human Resources, Project Management etc..?
- Can I afford a full-time graduate program or is attending graduate school on a part-time basis, while working, a better choice?
- **How will graduate school help me to succeed?**

A few facts about Accounting

- MS Accounting (or MPAC) degree can help you accumulate the required 150 credits necessary to sit for the CPA exam.
- If you are graduating with undergraduate credits that equal or are close to 150, you may not need a Master's degree (an MS degree is NOT required for CPA certification in most states)
- CPA certification requirements differ from state to state. Be sure to familiarize yourself with the requirements for your state.

Resources for CPA Certification Requirements

[American Institute of CPAs](#)

[National Association of State Boards of Accountancy](#)

Deciding Where to Apply

Do your research! Consider..

For MS Accounting degree

- **Cost & convenience**
(Sometimes an online program may better suit your needs.)
- **Accreditation** (Important! Some firms may require that your degree is from an accredited MS program.)
- **Location** (Some MS Accounting programs teach to the CPA requirements for that state.)
- **Campus Recruiting Program**
(If you don't already have a job offer, make sure you are aware of the companies that recruit on campus.)

For MBA degree

- **Reputation/ranking** (for an MBA program, reputation matters in the eyes of many employers. Strive to get into the best MBA program you can.)
- **Culture & Fit**
- **Campus Recruiting Program**
(Know what companies recruit on campus, what percentage of graduates have jobs and where they are finding jobs.)
- **Specialization areas within the program**

Resources for Researching Graduate Schools

- [Best Biz Schools](#)
- [Top MBA](#)
- [US News](#)
- gradschools.com
- collegesource.org
- petersons.com
- graduateguide.com

Think about
where you want
to live and study!



Application Checklist

similar for MBA & MS programs

- ✓ Official transcripts
- ✓ Graduate Admissions Exams
- ✓ Letters of recommendation
- ✓ Statement of Purpose
- ✓ Resume
- ✓ Application Fee

Requesting Transcripts

- To request your Bryant Transcript go to: [Request a transcript](#)
- Make sure you request an “official transcript” which insures confidentiality
- Fees are charged

Graduate Admissions Exam: GMAT

- Preferred exam for admission to graduate programs in Business
- 3 ½ hours
- Administered year-round and on demand
- 4 Sections – adjusts to your individual ability level
 - Analytical Writing Assessment**
 - Integrated Reasoning**
 - Quantitative and Verbal (majority of test)**
- Scores range 200-800 (most score between 400-600)
- You can repeat the test, but all scores will be shown

Register: [MBA.com](https://mba.com)

Graduate Admissions Exam: GRE

The test you take for disciplines other than medicine or business

- 3 hours 45 minutes
- Administered year-round and on demand.
- 3 Sections - adjusts to your individual ability level

Verbal Reasoning

Quantitative Reasoning

Analytical Writing

- Scores range 200-800 (most score between 400-600)
- You can repeat the test, but all scores will be shown.

- Register: [ETS.org](https://ets.org)

Test Taking Strategies

- **DO** study. Consider a test prep course.
- **DON'T** wait until the last minute to take the GMAT. Scores are valid for 7 years, so take the GMAT, even if your graduate school plans are not immediate.
- **DO** plan to take the GMAT more than once, if your score is lower than expected.

Letters of Recommendation

Choose individuals who:

- Have had **significant direct involvement** with you
- Know you well and can provide **details and examples**
- Are **truly enthused** to write a recommendation

How many Letters?

- Typically 3 – professional, workplace, peer

It's all in the asking...

- Give your recommender enough time
- Make sure they are willing to write on your behalf!
- Inform them about your graduate plans
- Give them a copy of your resume
- Keep in touch!

Statement of Purpose

Include:

- Your experience and educational background.
- What sets you apart from other candidates?
- How will this degree help you achieve your short and long term career goals?
- Why are you interested in this specific graduate program?

Checklist:

- ✓ Grammatically perfect
- ✓ Succinctly written
- ✓ No spelling errors
- ✓ **Make sure you Answer the Question!**

Statement of Purpose

Start writing early and plan for several drafts

Have at least 3 people review:

- Faculty *(or someone who understands your area of study)*
- Amica Center for Career Education
- ACE

Resource: statementofpurpose.com

Financing Graduate School

Most MBA and MS programs do NOT award financial assistance

Tips for being Financially Ready

- Get your finances ready: save, reduce credit card debt, pay down car loan, prepare a budget
- Understand financial aid process
- Get your credit report and credit score. Close lines of credit you no longer use.

Loans

- Unsubsidized Stafford Loans; Graduate PLUS Loans; Perkins Loans – given by schools based on need; Private Loans

Merit-based Scholarships

- Typically awarded from school and required early round-application

Outside Scholarships

- Merit or need based and often have criteria applicants must meet such as: major, gender, ethnicity etc..

Graduate Assistantships


- Part-time employment at the university that provides
- Compensation toward your tuition or living expenses . Offered
- at time of application or after you enroll.

Resources for Financing Graduate School

- [Scholarships.com](https://www.scholarships.com)
- [Profellow](https://www.profellow.com) — a fellowship database
- [Fastweb](https://www.fastweb.com) — list of fellowships
- [Gradschools.com](https://www.gradschools.com) — list of funding resources
- [USA Government Scholarships](https://www.usa.gov) — list of funding resources
- [FinAid](https://www.finaid.com) — student guide to financial aid
- [Federal Student Aid for Graduate Studies](https://www.federalstudentaid.gov)
- [College Grants Database](https://www.collegegrantsdatabase.com)
- [Paying for Graduate School](https://www.usnews.com) — US News & World Report resource


Ideal Timeline

Fall Semester
Junior Year



- Figure out your plan
- Start your research
- Talk to Bryant faculty

Spring/Summer
Junior Year



- Register & study for tests
- Build your resume
- Attend a Bryant graduate school orientation session (even if not applying to Bryant, the application process information is helpful)

August/Sept.
Senior Year



- Finalize list of prospective schools
- Contact your recommenders
- Begin your statement of purpose

October
Senior Year

- Request transcripts
- Send recommenders extra materials
- Contact schools and arrange campus visit (optional)


Ideal Timeline

December
Senior Year



- Complete and submit all applications (earlier the better)
- Verify that recommendations have been sent
- Apply for assistantships (if applicable)

January – March
Senior Year



- Focus on Financial aid, private loans, grants and fellowships

April
Senior Year



- Once accepted, withdraw from other applicant pools
- Inform and thank references
- Mail required deposit
- Appeal aid package or apply for alternative loans

CELEBRATE!

Questions?

Just Ask Your Career Coaches

Amy Ames

aames1@bryant.edu



Liam Hillery

lhillery@bryant.edu



Veronica Mansour

vmansour@bryant.edu



Staff & Contact



AMICA CENTER
FOR CAREER EDUCATION
Explore • Connect • Discover

Instagram

@[bryantcareer](https://www.instagram.com/bryantcareer)

Website

career.bryant.edu

Contact

401.232.6090

careers@bryant.edu

Summer Hours

M-F: 8:30am – 4pm

Fall Hours

M-F: 8:30am – 4:30pm



Julie Carchedi
Assistant Director,
Events & Marketing



Veronica Mansour
Associate Director
Career Development



Dr. Kevin Gaw
Executive Director



Scott Connolly
Assistant Director
Technology, Assessment
& Communications




Pat Miernicki
Assistant Director
Employer Outreach & Development



Amy Ames
Career Coach



Yvonne Combies
Office Coordinator



Denise Gormley
Sr. Internship Coordinator



Heather Grim
Internship Coordinator



Nancy Friel
Recruiting Coordinator



Liam Hillery
Career
Coach